



Annual Survey of Colleges 2006-2007

Contact: 212-713-7755 or collegesurvey@

WELCOME

rowlett@lynchb
[Log Out](#)

REMINDER! To SUBMIT completed survey to College Board, click "SUBMIT SURVEY" button found at bottom of "SURVEY HOME" page. (See orange panel at right for Survey Home link.)

Submission of survey data updates your institution's College Search profile. To view your current profile at the College Search website, click [here](#).

[Survey Home](#)
[User Guide](#)
[Common Data S](#)
[Definitions](#)

Lynchburg College (VA) 3439

[CDS View](#)

Contact Information

CDS A0. Name of person completing survey (Not for Publication)

Name Information

Prefix	First	Middle	Last	Suffix
	Carol		Rowlett	

Title

Office

Address Information

Country

Street/PO Box

City

State

Zip

Zip+4

Phone Number

Area Code Number

Extension

Email address

Fax Number

Area Code Number

Are your responses to the CDS posted for reference on your institution's Web site?

Yes

No

If yes, please provide the URL of the corresponding Web page:

Printed copies of your institution's Common Data Set may be mailed to:

**The College Board
College Survey Department
11911 Freedom Drive, Suite 300
Reston, VA 20190-5602**

Preliminary Questions

2 (CDS A5). Degrees offered by your institution:

- Certificate
- Diploma
- Associate
- Transfer
- Terminal
- Bachelor's
- Postbachelor's certificate
- Master's
- Post-master's certificate
- Doctoral
- First professional
- First professional certificate

3 (CDS C6). Do you have an open admission policy, under which virtually all secondary school graduates or students with GED diplomas are admitted without regard to academic record, test scores, or other qualifications?

If so, check which applies:

- Open admission policy as described above for all students
- Open admission policy as described above for most students, but
- selective admission for out-of-state students
- selective admission to some programs

5 (CDS D1). Fall Applicants

Does your institution enroll transfer students?

- Yes
- No

9 (CDS G3). Do tuition and fees vary by year of study (e.g., sophomore, junior, senior)?

[Examples of "tiered" plans would include a two-tiered structure (freshmen/sophomores charged according to one and junior/seniors according to another) or a multi-tiered structure that contains a different tuition/fee cost schedule for four undergraduate classes.]

- Yes
- No

A. General Information

CDS A1. General Address Information

Name of College or University

Lynchburg College

Mailing Address

Country

United States

Street/PO Box

1501 Lakeside Drive

City

Lynchburg

State

Virginia

Zip

24501

Zip+4

Street Address (if different)

Country

Street/PO Box

City

State

Zip

Zip+4

Region/Province

Postal Code

WWW Home Page Address

www.lynchburg.edu

Main Phone Number

Area Code Number

434 544 8100

Extension

Admissions Phone Number

Area Code Number

434 544 8300

Extension

Admissions Toll-Free Number

Area Code Number

800 426 8101

Extension

8300

Admissions Fax Number

Area Code Number

434 544 8653

Admissions Office Mailing Address

Country

United States

Street/PO Box 1

1501 Lakeside Drive
 Street/PO Box 2

City
 Lynchburg

State Zip Zip+4
 Virginia 24501

Admissions E-mail Address
 admissions@lynchburg.edu

If there is a separate URL for your school's online application, please specify:

<https://www.lynchburg.edu/application/> 

If you have a mailing address other than the above to which applications should be sent, please provide:

Country

Street/PO Box 1

Street/PO Box 2

City

State Zip Zip+4

Region/Province Postal Code

CDS A2. Source of institutional control (check one only):

- Public
 Private (Nonprofit)
 Proprietary

CDS A3. Classify your undergraduate institution:

- Coeducational College
 Men's College
 Women's College

CDS A4. Academic year calendar:

- Semester
 Quarter
 Trimester
 4-1-4
 Continuous

Differs by programOther (specify): **B. Enrollment and Persistence**CDS B1. **Institutional Enrollment - Men and Women.** Provide numbers of students for each of the following categories as of official fall reporting date or as of October 15, 2005.

	FULL-TIME		PART-TIME	
	Male	Female	Male	Female
Undergraduates				
Degree-seeking, first-time freshmen	<input type="text" value="232"/>	<input type="text" value="322"/>	<input type="text" value="2"/>	<input type="text" value="1"/>
Other first-year, degree-seeking	<input type="text" value="20"/>	<input type="text" value="16"/>	<input type="text" value="5"/>	<input type="text" value="9"/>
All other degree-seeking	<input type="text" value="535"/>	<input type="text" value="789"/>	<input type="text" value="32"/>	<input type="text" value="35"/>
<i>Total degree-seeking</i>	<input type="text" value="787"/>	<input type="text" value="1127"/>	<input type="text" value="39"/>	<input type="text" value="45"/>
All other undergraduates enrolled in credit courses	<input type="text" value="5"/>	<input type="text" value="5"/>	<input type="text" value="8"/>	<input type="text" value="33"/>
<i>Total undergraduates</i>	<input type="text" value="792"/>	<input type="text" value="1132"/>	<input type="text" value="47"/>	<input type="text" value="78"/>
First-professional				
First-time, first-professional students	<input type="text"/>	<input type="text"/>	<input type="text"/>	<input type="text"/>
All other first-professionals	<input type="text"/>	<input type="text"/>	<input type="text"/>	<input type="text"/>
<i>Total first-professional</i>	<input type="text" value="0"/>	<input type="text" value="0"/>	<input type="text" value="0"/>	<input type="text" value="0"/>
Graduate				
Degree-seeking, first-time	<input type="text" value="6"/>	<input type="text" value="19"/>	<input type="text" value="12"/>	<input type="text" value="30"/>
All other degree-seeking	<input type="text" value="16"/>	<input type="text" value="50"/>	<input type="text" value="43"/>	<input type="text" value="111"/>
All other graduates enrolled in credit courses	<input type="text" value="2"/>	<input type="text" value="10"/>	<input type="text" value="30"/>	<input type="text" value="50"/>
<i>Total graduate</i>	<input type="text" value="24"/>	<input type="text" value="79"/>	<input type="text" value="85"/>	<input type="text" value="191"/>

Total all undergraduates: Total all graduate and professional students: Total full-time undergraduate degree-seeking students: Total of all undergraduate degree-seeking students: CDS B2. **Enrollment by Racial/Ethnic Category.** Provide numbers of undergraduate students for each of the following categories as of institution's official fall reporting date or as of October 15, 2005. Include international students only in the category "Nonresident aliens." Complete the "Total Undergraduates" column only if you cannot provide data for the first two columns.

	Degree-Seeking, First-Time First-Year	Degree-Seeking Undergraduates (include first-time, first-year)	Total Undergraduates (and non-degree seeking)
Nonresident aliens	<input type="text" value="1"/>	<input type="text" value="8"/>	<input type="text" value="9"/>
Black, non-Hispanic American Indian or	<input type="text" value="42"/>	<input type="text" value="153"/>	<input type="text" value="153"/>

Alaska Native	<input type="text" value="4"/>	<input type="text" value="11"/>	<input type="text" value="11"/>
Asian or Pacific Islander	<input type="text" value="8"/>	<input type="text" value="36"/>	<input type="text" value="36"/>
Hispanic	<input type="text" value="19"/>	<input type="text" value="53"/>	<input type="text" value="53"/>
White, non-Hispanic	<input type="text" value="361"/>	<input type="text" value="1460"/>	<input type="text" value="1467"/>
Race/ethnicity unknown	<input type="text" value="119"/>	<input type="text" value="193"/>	<input type="text" value="195"/>
Total	<input type="text" value="554"/>	<input type="text" value="1914"/>	<input type="text" value="1924"/>

Persistence

CDS B3. **Number of degrees awarded by your institution from July 1, 2004, to June 30, 2005:**

<input type="text"/>	Certificate/diploma
<input type="text"/>	Associate degrees
<input type="text" value="349"/>	Bachelor's degrees
<input type="text"/>	Postbachelor's certificates
<input type="text" value="65"/>	Master's degrees
<input type="text"/>	Post-master's certificates
<input type="text"/>	Doctoral degrees
<input type="text"/>	First professional degrees
<input type="text"/>	First professional certificates

(The next question is CDS B11.)

Graduation Rates

The following items correspond to data elements collected by the IPEDS Web-based Data Collection System's Graduation Survey (GRS). For complete instructions and definitions of data elements, see the IPEDS GRS instructions and glossary. Please provide data for the fall 1999 cohort if available. If not available, provide data for the fall 1998 cohort.

Report for the cohort of full-time first-time bachelor's (or equivalent) degree-seeking undergraduate students who entered your institution during the summer term preceding fall 1999. Include in the cohort those who entered your institution during the summer term preceding fall 1999.

CDS B11. Six-year graduation rate for 1999 cohort:

Six-year graduation rate for 1998 cohort:

Retention Rates

Report for the cohort of all full-time, first-time bachelor's (or equivalent) degree-seeking undergraduate students who entered your institution during the summer term preceding fall 2004 (or the preceding summer term). The initial cohort may be adjusted for students who departed for the following reasons: permanently disabled, service in the armed forces, foreign aid service of the federal government or official church military service. Adjustments to the initial cohort should be made.


CDS B22. For the cohort of all full-time bachelor's (or equivalent) degree-seeking undergraduate students who entered your institution during the summer term preceding fall 2004 (or the preceding summer term), what percentage was enrolled at your institution as of the date that your institution calculates its official enrollment in fall 2005?


C. Freshman Admission


CDS C1.


First-time, first-year (freshman) students: Provide the number of degree-seeking first-time, first-year students who were admitted, and enrolled (full- or part-time) in fall 2005. Include early decision, early action, and students who began studies in fall 2005.

summer in this cohort. Applicants should include only those students who fulfilled the requirements for consideration (i.e., who completed actionable applications) and who have been notified of one of the following actions: admission, placement on waiting list, or application withdrawn (by applicant or institution). Admitted applicants should include wait-listed students who were subsequently offered admission.


Total first-time, first-year (freshman) men who applied 


Total first-time, first-year (freshman) women who applied 


Total first-time, first-year (freshman) men admitted 


Total first-time, first-year (freshman) women admitted 


Total full-time, first-time, first-year (freshman) men who enrolled 


Total part-time, first-time, first-year (freshman) men who enrolled 

Total full-time, first-time, first-year (freshman) women who enrolled 

Total part-time, first-time, first-year (freshman) women who enrolled 

Total applied 

Total admitted 

Total degree-seeking freshmen 

CDS C2. Freshman wait-listed students (students who met admission requirements but whose final admission was contingent availability).

Do you have a policy of placing students on a waiting list?

Yes 

No

If yes, please answer the questions below for fall 2005 admissions:

Number of qualified applicants offered a place on waiting list

Number accepting a place on the waiting list

Number of wait-listed students admitted

Is your waiting list ranked?

Yes

No

If yes, do you release that information to students?

Yes

No

Do you release that information to school counselors?

Yes

No

Admission Requirements

CDS C3. High school completion requirement.

Check the appropriate box to identify your high school completion requirement for degree-seeking entering students

- High school diploma is required and GED is accepted
- High school diploma is required and GED is not accepted
- High school diploma or equivalent is not required

CDS C4. Does your institution require or recommend a general college preparatory program for degree-seeking students?

- Require
- Recommend
- Neither require nor recommend

CDS C5. **Distribution of high school units required and/or recommended.** Specify the distribution of academic high school required and/or recommended of all or most degree-seeking students using Carnegie units (one unit equals one year equivalent). If you use a different system for calculating units, please convert.

	Units required	Units recommended	
Total Academic	16	20	
English	4	4	
Math	3	4	
Science	3	4	
Of these, units that must be lab	2	2	
Foreign Language	2	3	
Social Studies	2	2	
History	2	2	
Academic Elective		1	

Other (specify):

CDS C7. Relative importance of each of the following academic and nonacademic factors in your first-time, first-year, degree- (freshman) admission decisions.

	Very Important	Important	Considered	Not considered
Academic				
Rigor of secondary school record	<input checked="" type="radio"/>	<input type="radio"/>	<input type="radio"/>	<input type="radio"/>
Class Rank	<input type="radio"/>	<input checked="" type="radio"/>	<input type="radio"/>	<input type="radio"/>
Academic GPA	<input type="radio"/>	<input type="radio"/>	<input type="radio"/>	<input type="radio"/>
Recommendations	<input type="radio"/>	<input type="radio"/>	<input checked="" type="radio"/>	<input type="radio"/>
Standardized Test Scores	<input checked="" type="radio"/>	<input type="radio"/>	<input type="radio"/>	<input type="radio"/>

Application Essay	<input type="radio"/>	<input type="radio"/>	<input checked="" type="radio"/>	<input type="radio"/>
Nonacademic				
Interview	<input type="radio"/>	<input checked="" type="radio"/>	<input type="radio"/>	<input type="radio"/>
Extracurricular Activities	<input type="radio"/>	<input type="radio"/>	<input checked="" type="radio"/> ⬇	<input type="radio"/>
Talent/Ability	<input type="radio"/>	<input type="radio"/>	<input checked="" type="radio"/> ⬇	<input type="radio"/>
Character/Personal Qualities	<input type="radio"/>	<input type="radio"/>	<input type="radio"/>	<input type="radio"/>
First generation	<input type="radio"/>	<input type="radio"/>	<input type="radio"/>	<input checked="" type="radio"/> ⬇
Alumni/ae Relation	<input type="radio"/>	<input type="radio"/>	<input type="radio"/>	<input checked="" type="radio"/> ⬇
Geographical Residence	<input type="radio"/>	<input type="radio"/>	<input type="radio"/>	<input checked="" type="radio"/> ⬇
State Residency	<input type="radio"/>	<input type="radio"/>	<input type="radio"/>	<input checked="" type="radio"/> ⬇
Religious Affiliation or Commitment	<input type="radio"/>	<input type="radio"/>	<input type="radio"/>	<input checked="" type="radio"/> ⬇
Racial/ethnic status	<input type="radio"/>	<input type="radio"/>	<input type="radio"/>	<input checked="" type="radio"/> ⬇
Volunteer Work	<input type="radio"/>	<input type="radio"/>	<input checked="" type="radio"/> ⬇	<input type="radio"/>
Work Experience	<input type="radio"/>	<input type="radio"/>	<input type="radio"/>	<input type="radio"/>
Level of applicant's interest	<input type="radio"/>	<input type="radio"/>	<input checked="" type="radio"/> ⬇	<input type="radio"/>

SAT and ACT Policies

CDS C8. Entrance exams

A. Does your institution make use of SAT, ACT, or SAT Subject Test scores in **admission** decisions for first-time, fi degree-seeking applicants?

Yes

No

If yes, place check marks in the appropriate boxes below to reflect your institution's policies for use in admission for
Require Recommend Require for Some Consider if Submitted


SAT or ACT	<input checked="" type="checkbox"/>	<input type="checkbox"/>	<input type="checkbox"/>	
ACT only	<input type="checkbox"/>	<input type="checkbox"/>	<input type="checkbox"/>	<input type="checkbox"/>
SAT only	<input type="checkbox"/>	<input type="checkbox"/>	<input type="checkbox"/>	<input type="checkbox"/>
SAT and SAT Subject Tests	<input type="checkbox"/>	<input type="checkbox"/>	<input type="checkbox"/>	
SAT and SAT Subject Tests or ACT	<input type="checkbox"/>	<input type="checkbox"/>	<input type="checkbox"/>	
SAT Subject Tests	<input type="checkbox"/>	<input type="checkbox"/>	<input type="checkbox"/>	<input type="checkbox"/>

B. If your institution will make use of the ACT in **admission** decisions for first-time, first-year, degree-seeking applic **2007**, please indicate which ONE of the following applies:

- ACT with Writing component required
- ACT with Writing component recommended
- ACT with or without Writing component accepted

C. Indicate how your institution will use the **SAT or ACT writing** component; check all that apply:

- For admission
- For placement

- For advising
- In place of an application essay
- As a validity check on the application essay
-  No college policy as of now

D. **In addition**, does your institution use applicants' test scores for academic advising?

Yes




No

E. Latest date by which SAT or ACT scores must be received for fall-term admission? (MM/DD) _____

Latest date by which SAT Subject Test scores must be received for fall-term admission? (MM/DD) _____

F. If necessary, use this space to clarify your test policies (e.g., if tests are recommended for some students or if tests are required of some students)

G. Please indicate which tests your institution uses for **placement**:

- SAT
- ACT
- SAT Subject Tests
-  AP
-  CLEP
-  Institutional exam
- State exam

If State exam is selected above, please specify:



Freshman Profile

Provide percentages for **ALL enrolled, degree-seeking, full-time and part-time, first-time, first-year (freshman) students** enrolled in fall 2005, including students who began studies during summer, international students/nonresident aliens, and students admitted under special arrangements.

CDS C9. **Percent and number of first-time, first-year (freshman) students enrolled in fall 2005 who submitted national (SAT/ACT) test scores.** Include information for **ALL enrolled, first-time, first-year (freshman) degree-seeking students who submitted test scores.** Do not include partial test scores (e.g., mathematics scores but not verbal for a category of scores). Do not combine other standardized test results (such as TOEFL) in this item. SAT scores should be recentered scores. The 25th percentile score is the score that 25 percent scored at or below; the 75th percentile score is the one that 75 percent scored at or above.

Percent submitting SAT scores 98

Percent submitting ACT scores 19 

	25th Percentile	75th Percentile
SAT Verbal	470 	560
SAT Math	460	560 
ACT Composite		

18

22

CDS C10. Percent of all degree-seeking, first-time, first-year (freshman) enrolled students who had high school class rank within following ranges. (Report information for those students from whom you collected high school rank information.)

13	Percent in top tenth of high school graduating class
26	Percent in top quarter of high school graduating class
72	Percent in top half of high school graduating class
28	Percent in bottom half of high school graduating class
3	Percent in bottom quarter of high school graduating class
67	Percent of total first-time, first-year (freshman) students who submitted high school class rank

CDS C11. Percent of all enrolled, degree-seeking, first-time, first-year (freshman) students who had high school grade-point average each of the following ranges (using 4.0 scale); report information only for those students from whom you collected high school grade-point average information.

13	Percent who had GPA of 3.75 and higher
10	Percent who had GPA between 3.50 and 3.74
14	Percent who had GPA between 3.25 and 3.49
17	Percent who had GPA between 3.00 and 3.24
29	Percent who had GPA between 2.50 and 2.99
17	Percent who had GPA between 2.0 and 2.49
	Percent who had GPA between 1.0 and 1.99
	Percent who had GPA below 1.0

(The next question is CDS C13.)

Admission Policies and Procedures: Fall 2007

CDS C13. Application fee

Does your institution have an application fee?

Yes

No

Amount of application fee \$

Can it be waived for applicants with financial need?

Yes

No

If you have an application fee and an online application option, indicate policy for students who apply online:

Same fee

Free

Reduced

Can online application fee be waived for applicants with financial need?

Yes

No

CDS C14. Application closing date

Does your institution have an application closing date?

Yes No

Application closing date (fall) (MM/DD) _____

Priority date (MM/DD) _____

CDS C16. Notification to applicants of admission decision sent (fill in one only)

On a rolling basis

Yes No

Beginning date (MM/DD) 09/01

By date (MM/DD) _____

Other: _____

CDS C17. Reply policy for admitted applicants (fill in one only)

Must reply by date (MM/DD) _____

No set date

Yes No

Must reply by May 1 (CRDA) or within

2 weeks if notified thereafter

Other

Deadline for housing deposit:

MM/DD 05/01

Amount of housing deposit \$ 200

Refundable if student does not enroll?

Yes, in full Yes, in part No CDS C18. **Deferred admission:** Does your institution allow students to postpone enrollment after admission?Yes No CDS C19. **Early Admission of high school students:** Does your institution allow high school students to enroll as full-time, first-year (freshman) students one year or more before high school graduation?Yes No

(The next question is CDS 21)

Early Decision and Early Action Plans

CDS C21. **Early decision:** Does your institution offer an early decision plan (an admission plan that permits students to apply a an admission decision well in advance of the regular notification date and that asks students to commit to attending in first-time, first-year (freshman) applicants for fall enrollment?)

Yes

No

If "yes", please complete the following:


First or only early decision plan closing date (MM/DD)


First or only early decision plan notification date (MM/DD)


Other early decision plan closing date (MM/DD)

Other early decision plan notification date (MM/DD)

For the Fall 2005 entering class:

 Number of early decision applications received by your institution

 Number of applicants admitted under early decision plan

 Number of applicants who enrolled under early decision plan

Please provide additional details about your early decision plan, if necessary:

CDS C22. **Early action:** Do you have a nonbinding early action plan whereby students are notified of an admission decision well in advance of the regular notification date but do not have to commit to attending your college?

Yes

No

If yes, please complete the following:

Early action closing date (MM/DD)

Early action notification date (MM/DD)




Is your early action plan a "restrictive" plan under which you limit students from applying to other early plans?

Yes

No

D. Transfer Admission

CDS D2. Provide the number of students who applied, were admitted, and enrolled as degree-seeking transfer students in fall

	Applicants	Admitted applicants	Enrolled applicants
Total	<input type="text" value="279"/> 	<input type="text" value="153"/> 	<input type="text" value="69"/> 

Application for Admission

CDS D3. Indicate terms for which transfers may enroll:

Fall

Winter


Spring

Summer

CDS D4. Must a transfer applicant have a minimum number of credits or else apply as an entering freshman?

Yes

No

If yes, what is the minimum number of credits? 

CDS D5. Check all items required of transfer students to apply for admission.


	Required of All	Recommended of All	Recommended of Some	Required of Some
High School Transcript	<input type="checkbox"/>	<input type="checkbox"/>	<input type="checkbox"/>	<input checked="" type="checkbox"/>
College Transcript(s)	<input checked="" type="checkbox"/>	<input type="checkbox"/>	<input type="checkbox"/>	<input type="checkbox"/>
Essay or Personal Statement	<input type="checkbox"/>	<input type="checkbox"/>	<input type="checkbox"/>	<input checked="" type="checkbox"/>
Interview	<input type="checkbox"/>	<input checked="" type="checkbox"/>	<input type="checkbox"/>	<input checked="" type="checkbox"/>
Standardized Test Scores	<input type="checkbox"/>	<input type="checkbox"/>	<input type="checkbox"/>	<input type="checkbox"/>
Statement of Good Standing from Prior Institution(s)	<input type="checkbox"/>	<input type="checkbox"/>	<input type="checkbox"/>	<input type="checkbox"/>

CDS D6. If minimum high school grade point average is required of transfer applicants, specify (on a 4.0 scale):

CDS D7. If a minimum college grade point average is required of transfer applicants, specify (on a 4.0 scale):

(The next question is CDS D9.)

CDS D9. List application priority, closing, notification, and candidate reply dates for transfer students. If applications are review continuous or rolling basis, place a check mark in the "Rolling admission" column.

	Priority date (MM/DD)	Closing date (MM/DD)	Notification date (MM/DD)	Reply date (MM/DD)	Rolling admission
Fall	<input type="text" value="07/30"/> 	<input type="text"/>	<input type="text"/>	<input type="text"/>	<input checked="" type="checkbox"/>

CDS D10. Does an open admission policy, if reported, apply to transfer students?

Yes

No

CDS D11. Describe additional requirements for transfer admission, if applicable:

Transfer Credit Policies

CDS D12. Report the lowest grade earned for any course that may be transferred for credit (use a 4.0 scale):

CDS D13. Maximum number of credits or courses that may be transferred from a two-year institution:

CDS D14. Maximum number of credits or courses that may be transferred from a four-year institution:



CDS D15. Minimum number of credits that transfer students must complete at your institution to earn an associate degree:

76 

CDS D16. Minimum number of credits that transfer students must complete at your institution to earn a bachelor's degree:


48 

CDS D17. Describe other transfer credit policies:

Institutions To Which/From Which Students Transfer

E. Academic Offerings and Policies



CDS E1. Special Study Options: Identify those programs available at your institution. Refer to the [Common Data Set \(CDS\) glossary](#) definitions.

- Accelerated program
- Cooperative (work-study) program
- Cross-registration
- Distance learning
- Double major
- Dual enrollment
- English as a Second Language
- Exchange student program (domestic)
- External degree program
- Honors program
- Independent study
- Internships
-  Liberal arts/career combination
- Student-designed major
- Study abroad
- Teacher certification program
- Weekend college

Other (specify):

F. Student Life

CDS F1. Percentages of first-time, first-year (freshman) students and all degree-seeking undergraduates enrolled in fall 2005 within the following categories:

	First-time, first-year (freshman) students	
Percent who are from out of state (exclude international/nonresident aliens)	45	
Percent of men who join fraternities		

Percent of women who join sororities


Percent who live in college-owned, -operated, or -affiliated housing

94 

Percent who live off campus or commute

6 

Percent of students age 25 and older

0 

Average age of full-time students


First-time, first-year (freshman) students Undergraduates

18  20 

Average age of all students (full- and part-time)

18  21 

CDS F2. Activities offered. Identify those programs available at your institution.

- Choral groups
- Concert band
- Dance
- Drama/Theater
- Jazz band
- Literary magazine
- Marching band
- Music ensembles
- Musical theater
- Opera
- Pep Band
- Radio station
- Student government
- Student newspaper
- Student-run film society
-  Symphony orchestra
- Television station
- Yearbook

CDS F3. **ROTC** (program offered in cooperation with Reserve Officers' Training Corps)

Army ROTC is offered:

On Campus At cooperating institution

Naval ROTC is offered:



On Campus At cooperating institution

Air Force ROTC is offered:

On Campus At cooperating institution

CDS F4. **Housing**: Check all types of college-owned, -operated, or -affiliated housing available for undergraduates at your instit

- Coed dorms

- Men's dorms
- Women's dorms
- Apartments for married students
- Apartments for single students
- Special housing for disabled students
-  Special housing for international students
-  Fraternity/sorority housing
- Cooperative housing



Other housing options (specify):


G. Annual Expenses (G1-G7)


Provide 2006-2007 academic year costs of attendance for the following categories that are applicable to your institution

CDS G1 (fr). Undergraduate full-time tuition, required fees, room and board. *(If costs vary by class, provide Freshman cost*

List the typical tuition, required fees, and room and board for a full-time undergraduate student for the FULL 2006 year (30 semester hours or 45 quarter hours for institutions that derive annual tuition by multiplying credit hour co credits). A full academic year refers to the period of time generally extending from September to June; usually eq semesters, two trimesters, three quarters, or the period covered by a four-one-four plan. Room and board is defin occupancy and 19 meals per week or the maximum meal plan. **Required fees** include only charges that all full-tir must pay that are **not** included in tuition (e.g., registration, health, or activity fees.) Do **not** include optional fees (e laboratory use).

-  Tuition and fees provided are **firm and final** for fall 2006-2007.
- Fall 2006-2007 tuition and fee figures provided are **projections**.
-  Fall 2006-2007 tuition and fee figures are **not available** at this time.

Estimated date when final figures will be available (MM/DD) 

	2005-2006	200
	(prior	(firs
	year)	stuc
Private institution tuition:	23700	<input type="checkbox"/>
Public institution tuition, in-district:		<input type="checkbox"/>
In-state, out-of-district tuition (provide only if different from the in-district rate):		<input type="checkbox"/>
Out-of-state tuition:		<input type="checkbox"/>
Tuition/nonresident aliens (provide only if different from tuition for domestic first-year students):		<input type="checkbox"/>
Required fees:	545	<input type="checkbox"/>
Room and board (on-campus):	6400	<input type="checkbox"/>
Room only 3200 		
Comprehensive fee <input type="text"/>		
Other cost information		



CDS G1 (ug). Based on your responses in previous sections of the survey, this question does not need to be answered by your

CDS G5. Provide the estimated expenses for a typical full-time undergraduate student:

Books and supplies	600
Room only - commuter (not living at home)	
Board only - commuter (living at home)	
Board only - commuter (not living at home)	1500
Transportation - resident	400
Transportation - commuter (living at home)	390
Transportation - commuter (not living at home)	390
Other expenses - resident	500
Other expenses - commuter (living at home)	500
Other expenses - commuter (not living at home)	500

CDS G6. Undergraduate per-credit-hour charges (tuition only). *(If costs vary by class, provide Freshman costs.)*

	2005-2006	2006-2007
Private institutions:		
Public institutions in-district:	335	335
In-state, out-of-district (provide only if different from the in-district rate):		
Out-of-state:		
Nonresident aliens (provide only if different from figure for domestic first-year students):		

H. Financial Aid

Financial Aid

CDS H1. Aid Awarded to Enrolled Undergraduates

Enter total dollar amounts awarded to **enrolled** full-time and less than full-time degree-seeking undergraduates (**usir cohort reported in CDS question B1, "Total degree-seeking" undergraduates**) in the following categories. Note: being reported are final figures for the 2004-2005 academic year (see the next item below), use the 2004-2005 acad CDS question B1 cohort. Include aid awarded to international students (i.e., those not qualifying for federal aid). **Aid need-based but that was used to meet need should be reported in the need-based aid columns. (For a suggestion on precedence in assigning categories of aid to cover need, see the definitions section.)**

Indicate academic year for which data are reported for items H1, H2, H2A, and H6:

- 2005-2006 estimated
 2004-2005 final

	Need-based aid (include non-need-based aid used to meet need) \$	Non-need-based non-need-based meet need) \$
Scholarships/grants		
Federal	\$ 1252424	\$ 0
State (i.e., all states, not only the state in which your institution is located)	\$ 1875160	\$ 1108854
Institutional (endowment, alumni, or other institutional awards) and external funds awarded by the college excluding athletic aid and tuition waivers (which are reported below)	\$ 15718857	\$ 1942780

Scholarships/grants from external sources (e.g., Kiwanis, National Merit) not awarded by the college	\$ <input type="text" value=""/>	\$ <input type="text" value=""/>
Total scholarships/grants	\$ <input type="text" value="18846441"/>	\$ <input type="text" value="3051634"/>
Self-Help		
Student loans from all sources (excluding parent loans)	\$ <input type="text" value="6501788"/>	\$ <input type="text" value="2786480"/>
Federal work-study	\$ <input type="text" value="200000"/>	
State and other (e.g., institutional) work-study/employment (Note: Excludes Federal Work-Study captured above.)	\$ <input type="text" value="158978"/>	\$ <input type="text" value="476935"/>
Total self-help	\$ <input type="text" value="6860766"/>	\$ <input type="text" value="3263415"/>
Parent loans	\$ <input type="text" value="3571817"/>	\$ <input type="text" value="1530779"/>
Tuition waivers (Note: Reporting is optional. Report tuition waivers in this row if you choose to report them. Do not report tuition waivers elsewhere.)	\$ <input type="text" value=""/>	\$ <input type="text" value=""/>
Athletic awards	\$ <input type="text" value=""/>	\$ <input type="text" value=""/>

CDS H2. Number of Enrolled Students Awarded Aid:

List the number of degree-seeking full-time and less-than-full-time undergraduates who applied for and were awarded from any source. **Aid that is non-need-based but that was used to meet need should be counted as need-based** should reflect the cohort receiving the dollars reported in H1.

Note: In the chart below, students may be counted in more than one row, and full-time freshmen should also be counted as undergraduates.

	First-time, full-time freshmen	Full-time undergrad (incl. fresh)	Le tirm
a) Number of degree-seeking undergraduate students (CDS Item B1 if reporting on Fall 2005 cohort)	<input type="text" value="554"/>	<input type="text" value="1928"/>	<input type="text" value="9"/>
b) Number of students in line a who applied for need-based financial aid	<input type="text" value="457"/>	<input type="text" value="1491"/>	<input type="text" value="4"/>
c) Number of students in line b who were determined to have financial need	<input type="text" value="352"/>	<input type="text" value="1226"/>	<input type="text" value="3"/>
d) Number of students in line c who were awarded any financial aid	<input type="text" value="352"/>	<input type="text" value="1225"/>	<input type="text" value="3"/>
e) Number of students in line d who were awarded any need-based scholarship or grant aid	<input type="text" value="351"/>	<input type="text" value="1214"/>	<input type="text" value="1"/>
f) Number of students in line d who were awarded any need-based self-help aid	<input type="text" value="317"/>	<input type="text" value="1125"/>	<input type="text" value="3"/>
g) Number of students in line d who were awarded any non-need-based scholarship or grant aid	<input type="text" value="196"/>	<input type="text" value="778"/>	<input type="text" value="7"/>
h) Number of students in line d whose need was fully met (exclude PLUS loans, unsubsidized loans, and private alternative loans)	<input type="text" value="107"/>	<input type="text" value="421"/>	<input type="text" value="1"/>
i) On average, the percentage of need that was met of students who were awarded any need-based aid. Exclude any aid that was awarded in excess of need as well as any resources that were awarded to replace EFC (PLUS loans, unsubsidized loans, and private alternative loans)	<input type="text" value="95"/>	<input type="text" value="95"/>	<input type="text" value="8"/>
j) The average financial aid package of those in line d . Exclude any resources that were awarded to replace EFC (PLUS loans, unsubsidized loans, and private alternative loans)	<input type="text" value="18519"/>	<input type="text" value="18221"/>	<input type="text" value="8"/>
k) Average need-based scholarship or grant award of those in line e	<input type="text" value="15060"/>	<input type="text" value="13610"/>	<input type="text" value="4"/>
l) Average need-based self-help award (excluding PLUS loans, unsubsidized loans, and private alternative loans) of those in line f	<input type="text" value="3706"/>	<input type="text" value="5795"/>	<input type="text" value="6"/>
m) Average need-based loan (excluding PLUS loans, unsubsidized loans, and private alternative loans) of those in line f who received a need-based loan	<input type="text" value="3076"/>	<input type="text" value="4000"/>	<input type="text" value="5"/>

CDS H2A. Number of Enrolled Students Awarded Non-need-based Grants and Scholarships:

List the number of degree-seeking full-time and less-than-full-time undergraduates who had no financial need and w

awarded institutional--not external--non-need-based grant or scholarship aid. Numbers should reflect the cohort rece reported in H1.

Note: In the chart below, students may be counted in more than one row, and full-time freshmen should also be cour undergraduates.

	First-time, Full-Time Freshman	Full-time Undergrad (inc. fresh)	Less Und
n) Number of students in line a who had no financial need and who were awarded institutional non-need-based scholarship or grant aid (exclude those receiving athletic awards and tuition benefits)	202	702	0
o) Average dollar amount of institutional non-need-based scholarship and grant aid awarded to students in line n	8379	8196	0
p) Number of students in line a who were awarded an institutional non-need-based athletic scholarship or grant			
q) Average dollar amount of institutional non-need-based athletic scholarships and grants awarded to students in line p			

(The next question is CDS H4.)

CDS H4. Indicate the percentage of the 2005 undergraduate class who graduated between July 1, 2004 and June 30, 2005 at any time through any loan programs (federal, state, subsidized, unsubsidized, private, etc.; exclude parent loans). In students who borrowed while enrolled at your institution

85 %

CDS H5. Report the average per-borrower cumulative undergraduate indebtedness of those in Line H4; do not include money other institutions.

\$ 18517

CDS H6. Indicate your institution's policy regarding institutional grant or scholarship aid for undergraduate, degree-seeking no aliens.

- Institutional need-based grant or scholarship aid is available.
- Institutional non-need-based grant or scholarship aid is available.
- Institutional grant and scholarship aid is not available.

If institutional financial aid is available for undergraduate degree-seeking nonresident aliens, provide the number of undergraduate degree-seeking nonresident aliens who were awarded institutional need-based or non-need based aid: 5

Average dollar amount of institutional financial aid awarded to undergraduate degree-seeking nonresident aliens: \$

Total dollar amount of institutional financial aid awarded to undergraduate degree-seeking nonresident aliens: \$ 2

CDS H7. Check all financial aid forms nonresident alien first-year financial aid applicants must submit:

- Institution's own financial aid form
- CSS/Financial Aid PROFILE
- International Student's Financial Aid Application
- International Student's Certification of Finances

Other:

Process for First-Year/Freshman Students

CDS H8. Check off all financial aid forms domestic first-year (freshman) financial aid applicants must submit:

- FAFSA
- Institution's own financial aid form

- CSS/Financial Aid PROFILE
- State aid form
- Noncustodial PROFILE
- Noncustodial (Divorced/Separated) Parent's Statement
- Business/Farm Supplement

Other:

If CSS PROFILE is required of some students, please outline policy

CDS H9. Indicate filing dates for first-year (freshman) students:

Does your institution have a deadline for filing required financial aid forms?

Yes

No

Filing deadline (MM/DD)

Priority date (MM/DD) 03/01

CDS H10. Indicate notification dates for first-year (freshman) students (answer a or b):

a. Students notified on or about (MM/DD)

b. Students notified on a rolling basis:

If b is checked, starting date (MM/DD) 03/05

CDS H11. Indicate reply dates

Students must reply by (MM/DD) 05/01

or within the following number of weeks of notification: 2

(The next question is CDS H14.)

CDS H14. Check off criteria used in awarding institutional aid. Check all that apply.

	Non-need	Need-based
Academics	<input checked="" type="checkbox"/>	<input checked="" type="checkbox"/>
Alumni Affiliation	<input type="checkbox"/>	<input type="checkbox"/>
Art	<input checked="" type="checkbox"/>	<input type="checkbox"/>
Athletics	<input type="checkbox"/>	<input type="checkbox"/>
Job Skills	<input type="checkbox"/>	<input type="checkbox"/>
Leadership	<input checked="" type="checkbox"/>	<input type="checkbox"/>
Minority Status	<input type="checkbox"/>	<input checked="" type="checkbox"/>
Music/Drama	<input checked="" type="checkbox"/>	<input checked="" type="checkbox"/>
Religious Affiliation	<input type="checkbox"/>	<input checked="" type="checkbox"/>
ROTC	<input type="checkbox"/>	<input type="checkbox"/>
State/District Residency	<input checked="" type="checkbox"/>	<input type="checkbox"/>

(Next two questions for transfer students only.)

I. Instructional Faculty and Class Size

CDS I1. Please report the number of instructional faculty members in each category for Fall 2005. Include faculty who are on your payroll on the census date your institution uses for IPEDS/AAUP.

The following definition of instructional faculty is used by the American Association of University Professors (AAUP) in its Faculty Compensation Survey. Instructional Faculty is defined as those members of the instructional-research staff whose regular assignment is instruction, including those with released time for research. Use the chart below to determine inclusions and exclusions:

	Full-time	Part-time
(a) instructional faculty in preclinical and clinical medicine, faculty who are not paid (e.g., those who donate their services or are in the military), or research-only faculty, post-doctoral fellows, or pre-doctoral fellows	Exclude	Include only if they teach one or more non-clinical credit courses
(b) administrative officers with titles such as dean of students, librarian, registrar, coach, and the like, even though they may devote part of their time to classroom instruction and may have faculty status	Exclude	Include if they teach one or more non-clinical credit courses
(c) other administrators/staff who teach one or more non-clinical credit courses even though they do not have faculty status	Exclude	Include
(d) undergraduate or graduate students who assist in the instruction of courses, but have titles such as teaching assistant, teaching fellow, and the like	Exclude	Exclude
(e) faculty on sabbatical or leave with pay	Include	Exclude
(f) faculty on leave without pay	Exclude	Exclude
(g) replacement faculty for faculty on sabbatical leave or leave with pay	Exclude	Include

Full-time instructional faculty: faculty employed on a full-time basis for instruction (including those with released time).

Part-time instructional faculty: Adjuncts and other instructors being paid solely for part-time classroom instruction. All part-time faculty teaching less than two semesters, three quarters, two trimesters, or two four-month sessions. Employees who are considered full-time instructional faculty but who teach one or more non-clinical credit courses may be counted as part-time instructional faculty.

Minority faculty: includes faculty who designate themselves as black, non-Hispanic; American Indian or Alaska Native; Pacific Islander; or Hispanic.

Doctorate: includes such degrees as Doctor of Philosophy, Doctor of Education, Doctor of Juridical Science, and Doctor of Health in any field such as arts, sciences, education, engineering, business, and public administration.

First-professional: includes the fields of dentistry (DDS or DMD), medicine (MD), optometry (OD), osteopathic medicine (DPO), pharmacy (DPharm or BPharm), podiatric medicine (DPM), veterinary medicine (DVM), chiropractic (DC or DCM), law, and theological professions (MDiv, MHL).

Terminal master's degree: a master's degree that is considered the highest degree in a field: example, M. Arch (in art or theater), MFA (master of fine arts in art or theater).

	Full-Time	Part-Time
a. Total number of instructional faculty	133	76
b. Total number who are members of minority groups	9	2
c. Total number who are women	55	43
d. Total number who are men	78	33
f. Total number with doctorate, first professional, or other terminal degree	103	24

(The next question is CDS I-3.)

CDS I3. Undergraduate Class Size

In the table below, please use the following definitions to report information about the size of classes and class sections for the Fall 2005 term.

Class Sections: A class section is an organized course offered for credit, identified by discipline and number, meeting at a certain time in a classroom or similar setting, and not a subsection such as a laboratory or discussion session. Undergraduate sections are defined as any sections in which at least one degree-seeking undergraduate student is enrolled for credit. Exclude distance learning classes and noncredit classes and individual instruction such as dissertation or thesis research, music one-to-one readings. Exclude students in independent study, co-operative programs, internships, foreign language tape sessions, practicums, and all students in one-on-one classes. Each class section should be counted only once and should not be counted as multiple sections.

duplicated because of course catalog cross-listings.

Class Subsections: A class subsection includes any subsection of a course, such as laboratory, recitation, and discussion subsections that are supplementary in nature and are scheduled to meet separately from the lecture portion of the course. Undergraduate subsections are defined as any subsections of courses in which degree-seeking undergraduate students receive credit. As above, exclude noncredit classes and individual instruction such as dissertation or thesis research, music instruction, and one-to-one readings. Each class subsection should be counted only once and should not be duplicated because of cross-listings.

Using the above definitions, please report for each of the following class-size intervals the number of class sections and subsections offered in Fall 2005. For example, a lecture class with 800 students who met at another time in 40 separate sessions should be counted once in the "100+" column in the class section column and 40 times under the "20-29" column in the class subsections table.

Number of Class Sections with Undergraduates Enrolled.

Undergraduate Class Size (provide numbers)

	2-9	10-19	20-29	30-39	40-49	50-99	100+	Total
Class Sections	82	234	258	23	3	1		597
Class Sub-sections	7	17	11			1		36

J. Degrees Offered and Awarded

CDS J. Disciplinary areas of DEGREES CONFERRED

Degrees conferred between July 1, 2004 and June 30, 2005

For each of the following discipline areas, provide the percentage of diplomas/certificates, associate, and bachelor's degrees conferred. To determine the percentage, use majors, not headcount (e.g., students with one degree but a double major will be reported once). Calculate the percentage from your institution's IPEDS Completions by using the sum of 1st and 2nd majors for each CIP numerator and the sum of the Grand Total by 1st majors and the Grand Total by 2nd major as the denominator. If you provide percentages for 2nd majors, compute the percentages using 1st majors only.

Please note that the only certificate reported in the Degrees Conferred chart below is the certificate below the Associate degree level. Other certificates (i.e., Postbachelor's certificate, Post-master's certificate, First professional certificate) should not be reported in this chart.

	Diploma/Certificate	Associate degrees	Bachelor's degrees	CIP 2000 Category
Agriculture				1
Natural resources/environmental science			3	3
Architecture				4
Area and ethnic studies				5
Communications/journalism			13	9
Communication technologies				10
Computer and information sciences			2	11
Personal and culinary services				12
Education			12	13
Engineering				14
Engineering technologies				15
Foreign languages and literature			1	16
Family and consumer sciences				19
Law/legal studies				22
English			6	23
Liberal arts/general studies				24



Copyright © 2006 collegeboard.com, Inc.